



INDOCO REMEDIES LTD

## indoco remedies limited

INDOCO HOUSE, 166 C. S. T. ROAD, SANTACRUZ (EAST), MUMBAI - 400 098 (INDIA) ● Website : [www.indoco.com](http://www.indoco.com)  
PHONES : (91-22) 3386 1000 / 3386 1250 ● FAX : (91-22) 2652 3067 / 2652 3976 ● CIN : L85190MH1947PLC005913

January 6, 2017

To  
**Bombay Stock Exchange Limited**  
Floor 25, P. J. Towers,  
Dalal Street,  
Mumbai - 400 001

To  
**National Stock Exchange of India Ltd**  
Exchange Plaza,  
Bandra Kurla Complex,  
Bandra (East),  
Mumbai-400051.

Dear Sir,

**Sub : Shareholding Pattern for the Quarter ended 31<sup>ST</sup> December, 2016**

Enclosed please find Shareholding Pattern under Regulation 31 of SEBI (Listing Obligations and Disclosure Requirement) Regulations, 2015 of our Company for the quarter ended 31<sup>st</sup> December, 2016.

Kindly acknowledge receipt.

Thanking you,

Yours faithfully,  
For Indoco Remedies Limited

  
Sunil D. Joshi  
Company Secretary


**Shareholding Pattern under Regulation 31 of SEBI (Listing Obligations and Disclosure Requirements) Regulations, 2015**

1.	Name of Listed Entity: Indoco Remedies Limited	
2.	Scrip Code/Name of Scrip/Class of Security: 532612	
3.	Share Holding Pattern Filed under: Reg. 31(1)(a)/Reg. 31(1)(b)/Reg.31(1)(c)	
	a.	If under 31(1)(b) then indicate the report for Quarter ending
	b.	If under 31(1)(c) then indicate date of allotment/extinguishment
4.	Declaration: The Listed entity is required to submit the following declaration to the extent of submission of information:-	

	Particulars	Yes*	No*
1	Whether the Listed Entity has issued any partly paid up shares?		No
2	Whether the Listed Entity has issued any Convertible Securities or Warrants?		No
3	Whether the Listed Entity has any shares against which depository receipts are issued?		No
4	Whether the Listed Entity has any shares in locked-in?		No
5	Whether any shares held by promoters are pledge or otherwise encumbered?	Yes	

\* If the Listed Entity selects the option 'No' for the questions above, the columns for the partly paid up shares, Outstanding Convertible Securities/Warrants, depository receipts, locked-in shares, No of shares pledged or otherwise encumbered by promoters, as applicable, shall not be displayed at the time of dissemination on the Stock Exchange website. Also wherever there is 'No' declared by Listed Entity in above table the values will be considered as 'Zero' by default on submission of the format of holding of specified securities.

GENERATED ON :05/01/2017      NSDL : 31/12/2016      CDSL :31/12/2016



**Indoco Remedies Limited**


**Table I - Summary Statement holding of specified securities**

Category	Category of shareholder	Nos. of shareholders	No. of fully paid up equity shares held	No. of Partly paid-up equity shares held	No. of shares underlying Depository Receipts	Total nos. shares held	Shareholding as a % of total no. of shares (calculated as per SCRR, 1957)	Number of Voting Rights held in each class of securities			No. of Shares Underlying Outstanding convertible securities (including Warrants)	Shareholding, as a % assuming full conversion of convertible securities (as a percentage of diluted share capital)	Number of Locked in shares		Number of Shares pledged or otherwise		Number of equity shares held in dematerialised form	
								No of Voting Rights					Total as a % of (A+B+C)	As a % of total Shares held (a)	As a % of total Shares held (b)			
								Class eg: X	Class eg: y	Total								
(I)	(II)	(III)	(IV)	(V)	(VI)	(VII) = (IV)+(V)+(VI)	(VIII) As a % of (A+B+C2)	(IX)			(X)	(XI) = (VII)+(X) As a % of	(XII)		(XIII)	(XIV)		
(A)	Promoter & Promoter Group	14	54507946	0	0	54507946	59.1511	54507946	0	54507946	59.1511	0	59.1511	0	0.0000	3700	0.0067	54507946
(B)	Public	14618	37642409	0	0	37642409	40.8489	37642409	0	37642409	40.8489	0	40.8489	0	0.0000	NA	NA	36177689
(C)	Non Promoter - Non Public					0			0			0		0.0000	NA	NA		
(C1)	Shares Underlying DRs	0	0	0	0	0	0.0000	0	0	0	0.0000	0	0.0000	0	0.0000	NA	NA	0
(C2)	Shares Held By Employee Trust	0	0	0	0	0	0.0000	0	0	0	0.0000	0	0.0000	0	0.0000	NA	NA	0
	Total	14632	92150355	0	0	92150355	100.0000	92150355	0	92150355	100.0000	0	100.0000	0	0.0000	3700	0.0040	90685635

GENERATED ON :05/01/2017

NSDL : 31/12/2016


CDSL :31/12/2016



**Indoco Remedies Limited**

**Table III - Statement showing shareholding pattern of the Public shareholder**

Category & Name of the shareholders	PAN	Nos. of shareholders	No. of fully paid up equity shares held	Partly paid-up equity shares held	No. of shares underlying Depository Receipts	Total nos. shares held	Shareholding % calculated as per SCRR, 1957 As a % of (A+B+C2)	Number of Voting Rights held in each class of securities				No. of Shares Underlying Outstanding convertible securities (including Warrants)	Shareholding, as a % assuming full conversion of convertible securities (as a percentage of diluted share capital)	Number of Locked in shares		Number of Shares pledged or otherwise		Number of equity shares held in dematerialised form	
								No of Voting Rights			Total as a % of (A+B+C)			No.	As a % of total Shares held(b)	No.	As a % of total Shares held(b)		
								Class eg: X	Class eg: Y	Total									
(I)	(II)	(III)	(IV)	(V)	(VI)	(VII) =	(VIII) As a	(IX)				(X)	(XI) =	(XII)		(XIII)		(XIV)	
<b>1</b>	<b>Institutions</b>																		
<b>(a)</b>	<b>Mutual Fund</b>		<b>13</b>	<b>7878498</b>	<b>0</b>	<b>0</b>	<b>7878498</b>	<b>8.5496</b>	<b>7878498</b>	<b>0</b>	<b>7878498</b>	<b>8.5496</b>	<b>0</b>	<b>8.5496</b>	<b>0</b>	<b>0.0000</b>	<b>NA</b>	<b>NA</b>	<b>7878498</b>
	Dsp Blackrock Micro Cap Fund	AAAJD0430B	2924233	0	0	2924233	3.1733	2924233	0	2924233	3.1733	0	3.1733	0	0.0000	NA	NA	2924233	
	Uti-Mid Cap Fund	AAATU1088L	1737558	0	0	1737558	1.8856	1737558	0	1737558	1.8856	0	1.8856	0	0.0000	NA	NA	1737558	
	India Whizdom Fund	AABTI3136Q	935146	0	0	935146	1.0148	935146	0	935146	1.0148	0	1.0148	0	0.0000	NA	NA	935146	
<b>(b)</b>	<b>Venture Capital Funds</b>		<b>0</b>	<b>0</b>	<b>0</b>	<b>0</b>	<b>0.0000</b>	<b>0</b>	<b>0</b>	<b>0</b>	<b>0.0000</b>	<b>0</b>	<b>0.0000</b>	<b>0</b>	<b>0.0000</b>	<b>NA</b>	<b>NA</b>	<b>0</b>	
<b>(c)</b>	<b>Alternate Investment Funds</b>		<b>0</b>	<b>0</b>	<b>0</b>	<b>0</b>	<b>0.0000</b>	<b>0</b>	<b>0</b>	<b>0</b>	<b>0.0000</b>	<b>0</b>	<b>0.0000</b>	<b>0</b>	<b>0.0000</b>	<b>NA</b>	<b>NA</b>	<b>0</b>	
<b>(d)</b>	<b>Foreign Venture Capital Investors</b>		<b>0</b>	<b>0</b>	<b>0</b>	<b>0</b>	<b>0.0000</b>	<b>0</b>	<b>0</b>	<b>0</b>	<b>0.0000</b>	<b>0</b>	<b>0.0000</b>	<b>0</b>	<b>0.0000</b>	<b>NA</b>	<b>NA</b>	<b>0</b>	
<b>(e)</b>	<b>Foreign Portfolio Investor</b>		<b>36</b>	<b>11827533</b>	<b>0</b>	<b>0</b>	<b>11827533</b>	<b>12.8350</b>	<b>11827533</b>	<b>0</b>	<b>11827533</b>	<b>12.8350</b>	<b>0</b>	<b>12.8350</b>	<b>0</b>	<b>0.0000</b>	<b>NA</b>	<b>NA</b>	<b>11827533</b>
	Barclays Merchant Bank (Singapore) Ltd.	AACCB0070E	2781226	0	0	2781226	3.0181	2781226	0	2781226	3.0181	0	3.0181	0	0.0000	NA	NA	2781226	
	National Westminster Bank Plc As Depository Of First State Asia Pacific Fund A Sub Fund Of First State Investments Icv	AAACF8380R	2571461	0	0	2571461	2.7905	2571461	0	2571461	2.7905	0	2.7905	0	0.0000	NA	NA	2571461	
	First State Investments (Hongkong) Limited A/C First State Indian Subcontinent Fund	AAATF1850H	1798127	0	0	1798127	1.9513	1798127	0	1798127	1.9513	0	1.9513	0	0.0000	NA	NA	1798127	
	The Scottish Oriental Smaller Companies Trustplc	AAFCS8093R	1241469	0	0	1241469	1.3472	1241469	0	1241469	1.3472	0	1.3472	0	0.0000	NA	NA	1241469	
	Caisse De Depot Et Placement Du Quebec-First State Investments International Limited	AADCC1811B	1017772	0	0	1017772	1.1045	1017772	0	1017772	1.1045	0	1.1045	0	0.0000	NA	NA	1017772	
<b>(f)</b>	<b>Financial Institutions / Banks</b>		<b>2</b>	<b>10572</b>	<b>0</b>	<b>0</b>	<b>10572</b>	<b>0.0115</b>	<b>10572</b>	<b>0</b>	<b>10572</b>	<b>0.0115</b>	<b>0</b>	<b>0.0115</b>	<b>0</b>	<b>0.0000</b>	<b>NA</b>	<b>NA</b>	<b>10572</b>
<b>(g)</b>	<b>Insurance Companies</b>		<b>0</b>	<b>0</b>	<b>0</b>	<b>0</b>	<b>0.0000</b>	<b>0</b>	<b>0</b>	<b>0</b>	<b>0.0000</b>	<b>0</b>	<b>0.0000</b>	<b>0</b>	<b>0.0000</b>	<b>NA</b>	<b>NA</b>	<b>0</b>	
<b>(h)</b>	<b>Provident Funds/ Pension Funds</b>		<b>0</b>	<b>0</b>	<b>0</b>	<b>0</b>	<b>0.0000</b>	<b>0</b>	<b>0</b>	<b>0</b>	<b>0.0000</b>	<b>0</b>	<b>0.0000</b>	<b>0</b>	<b>0.0000</b>	<b>NA</b>	<b>NA</b>	<b>0</b>	
<b>(i)</b>	<b>Any Other (Specify)</b>		<b>0</b>	<b>0</b>	<b>0</b>	<b>0</b>	<b>0.0000</b>	<b>0</b>	<b>0</b>	<b>0</b>	<b>0.0000</b>	<b>0</b>	<b>0.0000</b>	<b>0</b>	<b>0.0000</b>	<b>NA</b>	<b>NA</b>	<b>0</b>	
	<b>Sub Total (B)(1)</b>		<b>51</b>	<b>19716603</b>	<b>0</b>	<b>0</b>	<b>19716603</b>	<b>21.3961</b>	<b>19716603</b>	<b>0</b>	<b>19716603</b>	<b>21.3961</b>	<b>0</b>	<b>21.3961</b>	<b>0</b>	<b>0.0000</b>	<b>NA</b>	<b>NA</b>	<b>19716603</b>
<b>2</b>	<b>Central Government/ State Government(s)/ President of India</b>																		
	<b>Sub Total (B)(2)</b>		<b>0</b>	<b>0</b>	<b>0</b>	<b>0</b>	<b>0.0000</b>	<b>0</b>	<b>0</b>	<b>0</b>	<b>0.0000</b>	<b>0</b>	<b>0.0000</b>	<b>0</b>	<b>0.0000</b>	<b>NA</b>	<b>NA</b>	<b>0</b>	



Category & Name of the shareholders	PAN	Nos. of shareholders	No. of fully paid up equity shares held	Partly paid-up equity shares held	No. of shares underlying Depository Receipts	Total nos. shares held	Shareholding % calculated as per SCRR, 1957 As a % of (A+B+C2)	Number of Voting Rights held in each class of securities			No. of Shares Underlying Outstanding convertible securities (including Warrants)	Shareholding, as a % assuming full conversion of convertible securities (as a percentage of diluted share capital)	Number of Locked in shares		Number of Shares pledged or otherwise		Number of equity shares held in dematerialised form	
								No of Voting Rights					Total as a % of (A+B+C)	No. (a)	As a % of total Shares held(b)	No. (a)		As a % of total Shares held(b)
								Class eg: X	Class eg: Y	Total								
(I)	(II)	(III)	(IV)	(V)	(VI)	(VII) =	(VIII) As a	(IX)			(X)	(XI)=	(XII)		(XIII)	(XIV)		
<b>3 Non-Institutions</b>																		
<b>(a) Individuals</b>			0	0									0			NA	NA	
i. Individual shareholders holding nominal share capital up to Rs. 2 lakhs.		13431	7805246	0	0	7805246	8.4701	7805246	0	7805246	8.4701	0	8.4701	0	0.0000	NA	NA	6945251
ii. Individual shareholders holding nominal share capital in excess of Rs. 2 lakhs.		31	7101489	0	0	7101489	7.7064	7101489	0	7101489	7.7064	0	7.7064	0	0.0000	NA	NA	6496764
<b>(b) NBFCs registered with RBI</b>		0	0	0	0	0	0.0000	0	0	0	0.0000	0	0.0000	0	0.0000	NA	NA	0
<b>(c) Employee Trusts</b>		0	0	0	0	0	0.0000	0	0	0	0.0000	0	0.0000	0	0.0000	NA	NA	0
<b>(d) Overseas Depositories(holding DRs) (balancing figure)</b>		0	0	0	0	0	0.0000	0	0	0	0.0000	0	0.0000	0	0.0000	NA	NA	0
<b>(e) Any Other (Specify)</b>		1105	3019071	0	0	3019071	3.2762	3019071	0	3019071	3.2762	0	3.2762	0	0.0000	NA	NA	3019071
Foreign Nationals		1	100	0	0	100	0.0001	100	0	100	0.0001	0	0.0001	0	0.0000	NA	NA	100
Hindu Undivided Family		379	187368	0	0	187368	0.2033	187368	0	187368	0.2033	0	0.2033	0	0.0000	NA	NA	187368
Non Resident Indians (Non Repat)		92	54211	0	0	54211	0.0588	54211	0	54211	0.0588	0	0.0588	0	0.0000	NA	NA	54211
Non Resident Indians (Repat)		301	132668	0	0	132668	0.1440	132668	0	132668	0.1440	0	0.1440	0	0.0000	NA	NA	132668
Clearing Member		95	82390	0	0	82390	0.0894	82390	0	82390	0.0894	0	0.0894	0	0.0000	NA	NA	82390
Bodies Corporate		237	2562334	0	0	2562334	2.7806	2562334	0	2562334	2.7806	0	2.7806	0	0.0000	NA	NA	2562334
Mangeshi Investment Private Limited	AABCM2811R		1167300	0	0	1167300	1.2667	1167300	0	1167300	1.2667	0	1.2667	0	0.0000	NA	NA	1167300
<b>Sub Total (B)(3)</b>		14567	17925806	0	0	17925806	19.4528	17925806	0	17925806	19.4528	0	19.4528	0	0.0000	NA	NA	16461086
<b>Total Public Shareholding (B)= (B)(1)+(B)(2)+(B)(3)</b>		14618	37642409	0	0	37642409	40.8489	37642409	0	37642409	40.8489	0	40.8489	0	0.0000	NA	NA	36177689

Details of Shares which remain unclaimed may be given here along with details such as number of shareholders, outstanding shares held in demat/unclaimed suspense account, voting rights which are frozen etc.


No. of shareholders	No. of Shares
0	0

Note :

(1) PAN would not be displayed on website of Stock Exchange(s).

(2) The above format needs to disclose name of all holders holding more than 1% of total number of shares

(3) W.r.t. the information pertaining to Depository Receipts, the same may be disclosed in the respective columns to the extent information available and the balance to be disclosed as held by custodian.



**Indoco Remedies Limited**

**Table IV - Statement showing shareholding pattern of the Non Promoter- Non Public shareholder**

	Category & Name of the shareholders	PAN	Nos. of shares held	No. of fully paid up equity shares held	Partly paid-up equity shares held	No. of shares underlying Depository Receipts	Total nos. shares held	Shareholding % calculated as per SCRR, 1957 As a % of (A+B+C2)	Number of Voting Rights held in each class of securities			No. of Shares Underlying Outstanding convertible securities (including Warrants)	Shareholding, as a % assuming full conversion of convertible securities (as a percentage of diluted share capital)	Number of Locked in shares		Number of Shares pledged or		Number of equity shares held in dematerialised form	
									Class eg: X	Class eg: Y	Total			Total as a % of (A+B+C)	No.	As a % of total Shares held (a)	No.		As a % of total Shares held (b)
(I)	(II)	(III)	(IV)	(V)	(VI)	(VII) =	(VIII) As a	(IX)			(X)	(XI) =	(XII)		(XIII)		(XIV)		
1	Custodian/DR Holder		0	0	0	0	0	0.0000	0	0	0	0.0000	0	0.0000	0	0.000	NA	NA	0
2	Employee Benefit Trust (under SEBI (Share based Employee Benefit) Regulations, 2014)		0	0	0	0	0	0.0000	0	0	0	0.0000	0	0.0000	0	0.000	NA	NA	0
	<b>Total Non-Promoter- Non Public Shareholding (C)= (C)(1)+(C)(2)</b>		<b>0</b>	<b>0</b>	<b>0</b>	<b>0</b>	<b>0</b>	<b>0.0000</b>	<b>0</b>	<b>0</b>	<b>0</b>	<b>0.0000</b>	<b>0</b>	<b>0.0000</b>	<b>0</b>	<b>0.000</b>	<b>NA</b>	<b>NA</b>	<b>0</b>

Not

(1) PAN would not be displayed on website of Stock Exchange(s).


(2) The above format needs to disclose name of all holders holding more than 1% of total number of shares

(3) W.r.t. the information pertaining to Depository Receipts, the same may be disclosed in the respective columns to the extent information available and the balance to be disclosed as held by custodian.

GENERATED ON :05/01/2017

NSDL : 31/12/2016


CDSL :31/12/2016



**Indoco Remedies Limited**

**Table II - Statement showing shareholding pattern of the Promoter and Promoter Group**

Category & Name of the shareholders	PAN	Nos. of shareholders	No. of fully paid up equity shares held	Partly paid-up equity shares held	No. of shares underlying Depository Receipts	Total nos. shares held	Shareholding % calculated as per SCRR, 1957 As a % of (A+B+C2)	Number of Voting Rights held in each class of securities			No. of Shares Underlying Outstanding convertible securities (including Warrants)	Shareholding, as a % assuming full conversion of convertible securities (as a percentage of diluted share capital)	Number of Locked in shares		Number of Shares pledged or otherwise encumbered		Number of equity shares held in dematerialised form		
								Class eg: X	Class eg: Y	Total			Total as a % of (A+B+C)	No. (a)	As a % of total Shares held(b)	No. (a)		As a % of total Shares held(b)	
																			No. of Voting Rights
(I)	(II)	(III)	(IV)	(V)	(VI)	(VII) =	(VIII) As a	(IX)			(X)	(XI) =	(XII)		(XIII)		(XIV)		
<b>1 Indian</b>																			
<b>(a) Individuals / Hindu Undivided Family</b>			<b>5</b>	<b>19871714</b>	<b>0</b>	<b>0</b>	<b>19871714</b>	<b>21.56445</b>	<b>19871714</b>	<b>0</b>	<b>19871714</b>	<b>21.564446</b>	<b>0</b>	<b>21.5644465</b>	<b>0</b>	<b>0.0000</b>	<b>0</b>	<b>0.0000</b>	<b>19871714</b>
Panandikar Aditi Milind	ACEPP3136G	1	5559013	0	0	5559013	6.032546	5559013	0	5559013	6.0325465	0	6.03254648	0	0.0000	0	0.0000	5559013	
Ramani Madhura Anup	ACQPK0583Q	1	5184079	0	0	5184079	5.625674	5184079	0	5184079	5.6256745	0	5.62567448	0	0.0000	0	0.0000	5184079	
Kare Aruna Suresh	ACQPK0584K	1	4794714	0	0	4794714	5.203142	4794714	0	4794714	5.2031422	0	5.20314219	0	0.0000	0	0.0000	4794714	
Kare Suresh Govind	ACQPK0585J	1	4060408	0	0	4060408	4.406286	4060408	0	4060408	4.4062858	0	4.40628579	0	0.0000	0	0.0000	4060408	
Kare Suresh Govind	AADHS6651J	1	273500	0	0	273500	0.296798	273500	0	253500	0.2750939	0	0.27509389	0	0.0000	0	0.0000	273500	
<b>(b) Central Government / State Government(s)</b>		<b>0</b>	<b>0</b>	<b>0</b>	<b>0</b>	<b>0</b>	<b>0.0000</b>	<b>0</b>	<b>0</b>	<b>0</b>	<b>0.0000</b>	<b>0</b>	<b>0.0000</b>	<b>0</b>	<b>0.0000</b>	<b>0</b>	<b>0.0000</b>	<b>0</b>	
<b>(c) Financial Institutions / Banks</b>		<b>0</b>	<b>0</b>	<b>0</b>	<b>0</b>	<b>0</b>	<b>0.0000</b>	<b>0</b>	<b>0</b>	<b>0</b>	<b>0.0000</b>	<b>0</b>	<b>0.0000</b>	<b>0</b>	<b>0.0000</b>	<b>0</b>	<b>0.0000</b>	<b>0</b>	
<b>(d) Any Other (Specify)</b>		<b>9</b>	<b>34636232</b>	<b>0</b>	<b>0</b>	<b>34636232</b>	<b>37.58665</b>	<b>34636232</b>	<b>0</b>	<b>34636232</b>	<b>37.586651</b>	<b>0</b>	<b>37.5866506</b>	<b>0</b>	<b>0.0000</b>	<b>3700</b>	<b>0.0107</b>	<b>34636232</b>	
<b>Persons Acting In Concert</b>		<b>8</b>	<b>18864477</b>	<b>0</b>	<b>0</b>	<b>18864477</b>	<b>20.47141</b>	<b>18864477</b>	<b>0</b>	<b>18864477</b>	<b>20.47141</b>	<b>0</b>	<b>20.47141</b>	<b>0</b>	<b>0.0000</b>	<b>3700</b>	<b>0.0196</b>	<b>18864477</b>	
Spa Holdings Pvt. Ltd.,	AAACS0725P	1	18335000	0	0	18335000	19.89683	18335000	0	18335000	19.896831	0	19.8968306	0	0.0000	0	0.0000	18335000	
Suman Pundalik Naik	AAYPN2294D	1	230800	0	0	230800	0.25046	230800	0	230800	0.2504602	0	0.25046024	0	0.0000	0	0.0000	230800	
Laxmi Vasant Bambolkar	AEVPB2112F	1	144000	0	0	144000	0.156266	144000	0	144000	0.1562664	0	0.15626635	0	0.0000	0	0.0000	144000	
Ramnath Govind Kare	ADIPK8332J	1	56100	0	0	56100	0.060879	56100	0	56100	0.0608788	0	0.06087877	0	0.0000	0	0.0000	56100	
Sharda Ramnath Kare	AFMPK4411L	1	53800	0	0	53800	0.058383	53800	0	53800	0.0583828	0	0.05838285	0	0.0000	0	0.0000	53800	
Ajit Madhusudan Vaidya	AABPV6979N	1	26550	0	0	26550	0.028812	26550	0	26550	0.0288116	0	0.02881161	0	0.0000	0	0.0000	26550	
Rajendra M Pai	ADTPP8686K	1	10727	0	0	10727	0.011641	10727	0	10727	0.0116408	0	0.01164076	0	0.0000	3700	34.4924	10727	
Milind S Panandikar	AADPP9343A	1	7500	0	0	7500	0.008139	7500	0	7500	0.0081389	0	0.00813887	0	0.0000	0	0.0000	7500	
<b>Bodies Corporate</b>		<b>1</b>	<b>15771755</b>	<b>0</b>	<b>0</b>	<b>15771755</b>	<b>17.11524</b>	<b>15771755</b>	<b>0</b>	<b>15771755</b>	<b>17.115241</b>	<b>0</b>	<b>17.1152406</b>	<b>0</b>	<b>0.0000</b>	<b>0</b>	<b>0.0000</b>	<b>15771755</b>	
Shanteri Investment Pvt Ltd	AAACS6965K	1	15771755	0	0	15771755	17.11524	15771755	0	15771755	17.115241	0	17.1152406	0	0.0000	0	0.0000	15771755	
<b>Sub Total (A)(1)</b>		<b>14</b>	<b>54507946</b>	<b>0</b>	<b>0</b>	<b>54507946</b>	<b>59.1511</b>	<b>54507946</b>	<b>0</b>	<b>54507946</b>	<b>59.151097</b>	<b>0</b>	<b>59.1510971</b>	<b>0</b>	<b>0.0000</b>	<b>3700</b>	<b>0.0166</b>	<b>54507946</b>	



Category & Name of the shareholders	PAN	Nos. of shareholders	No. of fully paid up equity shares held	Partly paid-up equity shares held	No. of shares underlying Depository Receipts	Total nos. shares held	Shareholding % calculated as per SCRR, 1957 As a % of (A+B+C2)	Number of Voting Rights held in each class of securities			No. of Shares Underlying Outstanding convertible securities (including Warrants)	Shareholding, as a % assuming full conversion of convertible securities (as a percentage of diluted share capital)	Number of Locked in shares		Number of Shares pledged or otherwise encumbered		Number of equity shares held in dematerialised form	
								No of Voting Rights					Total as a % of (A+B+C)	No. (a)	As a % of total Shares held(b)	No. (a)		As a % of total Shares held(b)
								Class eg: X	Class eg: Y	Total								
(I)	(II)	(III)	(IV)	(V)	(VI)	(VII) = (IV)+(V)+(VI)	(VIII) As a % of (A+B+C2)	(IX)			(X)	(XI) = (VII)+(X) As a % of (A+B+C2)	(XII)		(XIII)		(XIV)	
2 Foreign																		
(a) Individuals (Non-Resident Individuals / Foreign Individuals)		0	0	0	0	0	0.0000	0	0	0	0.0000	0	0.0000	0	0.0000	0	0.0000	0
(b) Government		0	0	0	0	0	0.0000	0	0	0	0.0000	0	0.0000	0	0.0000	0	0.0000	0
(c) Institutions		0	0	0	0	0	0.0000	0	0	0	0.0000	0	0.0000	0	0.0000	0	0.0000	0
(d) Foreign Portfolio Investor		0	0	0	0	0	0.0000	0	0	0	0.0000	0	0.0000	0	0.0000	0	0.0000	0
(e) Any Other (Specify)		0	0	0	0	0	0.0000	0	0	0	0.0000	0	0.0000	0	0.0000	0	0.0000	0
Sub Total (A)(2)		0	0	0	0	0	0.0000	0	0	0	0.0000	0	0.0000	0	0.0000	0	0.0000	0
Total Shareholding Of Promoter And Promoter Group (A)= (A)(1)+(A)(2)		14	54507946	0	0	54507946	59.1511	54507946	0	54507946	59.151097	0	59.1510971	0	0.0000	3700	0.0068	54507946

Details of Shares which remain unclaimed may be given hear along with details such as number of shareholders, outstanding shares held in demat/unclaimed suspense account, voting rights which are frozen etc.

Not

(1) PAN would not be displayed on website of Stock Exchange(s)

(2) The term 'Encumbrance' has the same meaning as assigned under regulation 28(3) of SEBI (Substantial Acquisition of Shares and Takeovers) Regulations, 2011.

GENERATED ON :05/01/2017

NSDL : 31/12/2016

