



indoco remedies limited

INDOCO HOUSE, 166 C. S. T. ROAD, SANTACRUZ (EAST), MUMBAI - 400 098 (INDIA) ● Website : www.indoco.com
PHONES : (91-22) 3386 1000 / 3386 1250 ● FAX : (91-22) 2652 3067 / 2652 3976 ● CIN : L85190MH1947PLC005913

January 4, 2019

To The Listing Department National Stock Exchange of India Limited Exchange Plaza, Bandra - Kurla Complex Bandra (East) <u>Mumbai - 400 051</u> Stock Code : INDOCO-EQ	To The Listing Department Bombay Stock Exchange Limited Floor 25, P. J. Towers, Dalal Street, <u>Mumbai - 400 001</u> Stock Code : 532612
---	---

Dear Sir,


Sub : Shareholding Pattern for the Quarter ended 31st December, 2018

Enclosed please find Shareholding Pattern under Regulation 31 of SEBI (Listing Obligations and Disclosure Requirement) Regulations, 2015 of our Company for the quarter ended 31st December, 2018.

Kindly acknowledge receipt.

Thanking you,

Yours faithfully,
For Indoco Remedies Limited


Jayshankar Menon
Company Secretary


Shareholding Pattern under Regulation 31 of SEBI (Listing Obligations and Disclosure Requirements) Regulations, 2015

1. Name of Listed Entity: Indoco Remedies Limited
2. Scrip Code/Name of Scrip/Class of Security: 532612 BSE & INDOCO - NSE
3. Share Holding Pattern Filed under: Reg. 31(1)(a)/Reg. 31(1)(b)/Reg.31(1)(c)
 - a. If under 31(1)(b) then indicate the report for Quarter ending : 31.12.2018
 - b. If under 31(1)(c) then indicate date of allotment/extinguishment

4. Declaration: The Listed entity is required to submit the following declaration to the extent of submission of information:-

Particulars		Yes*	No*
1	Whether the Listed Entity has issued any partly paid up shares?		No
2	Whether the Listed Entity has issued any Convertible Securities or Warrants?		No
3	Whether the Listed Entity has any shares against which depository receipts are issued?		No
4	Whether the Listed Entity has any shares in locked-in?		No
5	Whether any shares held by promoters are pledge or otherwise encumbered?		No


* If the Listed Entity selects the option 'No' for the questions above, the columns for the partly paid up shares, Outstanding Convertible Securities/Warrants, depository receipts, locked-in shares, No of shares pledged or otherwise encumbered by promoters, as applicable, shall not be displayed at the time of dissemination on the Stock Exchange website. Also wherever there is 'No' declared by Listed Entity in above table the values will be considered as 'Zero' by default on submission of the format of holding of specified securities.



Indoco Remedies Limited

Table I - Summary Statement holding of specified securities

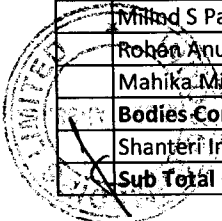
Category	Category of shareholder	Nos. of shareholders	No. of fully paid up equity shares held	No. of Partly paid-up equity shares held	No. of shares underlying Depository Receipts	Total nos. shares held	Shareholding as a % of total no. of shares (calculated as per SCRR, 1957)	Number of Voting Rights held in each class of securities			No. of Shares Underlying Outstanding convertible securities (including Warrants)	Shareholding, as a % assuming full conversion of convertible securities (as a percentage of diluted share capital)	Number of Locked in shares		Number of Shares pledged or otherwise encumbered		Number of equity shares held in dematerialised form	
								No of Voting Rights		Total as a % of (A+B+C)			No.	As a % of total Shares held(b)	No.	As a % of total Shares held(b)		
								Class eg: X	Class eg: y									Total
(I)	(II)	(III)	(IV)	(V)	(VI)	(VII) =	(VIII) As a	(IX)			(X)	(XI) =	(XII)		(XIII)		(XIV)	
(A)	Promoter & Promoter Group	15	54213946	0	0	5.4E+07	58.83	54213946	0	54213946	58.83	0	58.83	0	0	0	0	54213946
(B)	Public	15656	37936409	0	0	3.8E+07	41.17	37936409	0	37936409	41.17	0	41.17	0	0	NA	NA	36552726
(C)	Non Promoter - Non Public																	
(C1)	Shares Underlying DRs	0	0	0	0	0	0	0	0	0	0	0	0	0	0	NA	NA	0
(C2)	Shares Held By Employee Trust	0	0	0	0	0	0	0	0	0	0	0	0	0	0	NA	NA	0
	Total	15671	92150355	0	0	9.2E+07	100	92150355	0	92150355	100	0	100	0	0	0	0	90766672



Indoco Remedies Limited

Table II - Statement showing shareholding pattern of the Promoter and Promoter Group

Category & Name of the shareholders	PAN	Nos. of shareholders	No. of fully paid up equity shares held	Partly paid-up equity shares held	No. of shares underlying Depository Receipts	Total nos. shares held	Shareholding % calculated as per SCRR, 1957 As a % of (A+B+C2)	Number of Voting Rights held in each class of securities			No. of Shares Underlying Outstanding convertible securities (including Warrants)	Shareholding, as a % assuming full conversion of convertible securities (as a percentage of diluted share capital)	Number of Locked in shares		Number of Shares pledged or otherwise		Number of equity shares held in dematerialised form	
								No of Voting Rights					Total as a % of (A+B+C)	No.	As a % of total Shares held(b)	No.		As a % of total Shares held(b)
								Class eg: X	Class eg: Y	Total								
(I)	(II)	(III)	(IV)	(V)	(VI)	(VII) =	(VIII) As a	(IX)			(X)	(XI) =	(XII)		(XIII)	(XIV)		
1 Indian																		
(a) Individuals / Hindu Undivided Family																		
		5	19871714	0	0	19871714	21.56	19871714	0	19871714	21.56	0	21.56	0	0	0	0	19871714
Panandikar Aditi Milind	ACEPP3136G	1	5559013	0	0	5559013	6.03	5559013	0	5559013	6.03	0	6.03	0	0	0	0	5559013
Ramani Madhura Anup	ACQPK0583Q	1	5184079	0	0	5184079	5.63	5184079	0	5184079	5.63	0	5.63	0	0	0	0	5184079
Kare Aruna Suresh	ACQPK0584K	1	4794714	0	0	4794714	5.20	4794714	0	4794714	5.20	0	5.20	0	0	0	0	4794714
Kare Suresh Govind	ACQPK0585J	1	4060408	0	0	4060408	4.41	4060408	0	4060408	4.41	0	4.41	0	0	0	0	4060408
Kare Suresh Govind	AADHS6651J	1	273500	0	0	273500	0.30	273500	0	273500	0.30	0	0.30	0	0	0	0	273500
(b) Central Government / State Government(s)		0	0	0	0	0	0	0	0	0	0	0	0	0	0	0	0	0
(c) Financial Institutions / Banks		0	0	0	0	0	0	0	0	0	0	0	0	0	0	0	0	0
(d) Any Other (Specify)		10	34342232	0	0	34342232	37.27	34342232	0	34342232	37.27	0	37.27	0	0	0	0	34342232
Persons Acting In Concert		9	18570477	0	0	18570477	20.15	18570477	0	18570477	20.15	0	20.15	0	0	0	0	18570477
Spa Holdings Pvt. Ltd.,	AAACS0725P	1	18335000	0	0	18335000	19.90	18335000	0	18335000	19.90	0	19.90	0	0	0	0	18335000
Laxmi Vasant Bambolkar	AEVPB2112F	1	144000	0	0	144000	0.16	144000	0	144000	0.16	0	0.16	0	0	0	0	144000
Ramnath Govind Kare	ADIPK8332J	1	2000	0	0	2000	0.00	2000	0	2000	0.00	0	0.00	0	0	0	0	2000
Sharda Ramnath Kare	AFMPK4411L	1	32500	0	0	32500	0.04	32500	0	32500	0.04	0	0.04	0	0	0	0	32500
Pratima Ajit Vaidya	AABPV6978P	1	26550	0	0	26550	0.03	26550	0	26550	0.03	0	0.03	0	0	0	0	26550
Sudha M Pai	ADTPP8685L	1	10727	0	0	10727	0.01	10727	0	10727	0.01	0	0.01	0	0	0	0	10727
Milind S Panandikar	AADPP9343A	1	7500	0	0	7500	0.01	7500	0	7500	0.01	0	0.01	0	0	0	0	7500
Rohan Anup Ramani	DBKPR8420P	1	6100	0	0	6100	0.01	6100	0	6100	0.01	0	0.01	0	0	0	0	6100
Mahika Milind Panandikar	DZJPP1490Q	1	6100	0	0	6100	0.01	6100	0	6100	0.01	0	0.01	0	0	0	0	6100
Bodies Corporate		1	15771755	0	0	15771755	17.12	15771755	0	15771755	17.12	0	17.12	0	0	0	0	15771755
Shanteri Investment Pvt Ltd	AAACS6965K	1	15771755	0	0	15771755	17.12	15771755	0	15771755	17.12	0	17.12	0	0	0	0	15771755
Sub Total (A)(1)		15	54213946	0	0	54213946	58.83	54213946	0	54213946	58.83	0	58.83	0	0	0	0	54213946



2	Foreign																		
(a)	Individuals (Non-Resident Individuals / Foreign Individuals)	0	0	0	0	0	0	0	0	0	0	0	0	0	0	0	0	0	0
(b)	Government	0	0	0	0	0	0	0	0	0	0	0	0	0	0	0	0	0	0
(c)	Institutions	0	0	0	0	0	0	0	0	0	0	0	0	0	0	0	0	0	0
(d)	Foreign Portfolio Investor	0	0	0	0	0	0	0	0	0	0	0	0	0	0	0	0	0	0
(e)	Any Other (Specify)	0	0	0	0	0	0	0	0	0	0	0	0	0	0	0	0	0	0
	Sub Total (A)(2)	0	0	0	0	0	0	0	0	0	0	0	0	0	0	0	0	0	0
	Total Shareholding Of Promoter And Promoter Group (A)= (A)(1)+(A)(2)	15	54213946	0	0	54213946	58.83	54213946	0	54213946	58.83	0	58.83	0	0	0	0	0	54213946

Details of Shares which remain unclaimed may be given hear along with details such as number of shareholders, outstanding shares held in demat/unclaimed suspense account, voting rights which are frozen etc.

Not


(1) PAN would not be displayed on website of Stock Exchange(s)

(2) The term 'Encumbrance' has the same meaning as assigned under regulation 28(3) of SEBI (Substantial Acquisition of Shares and Takeovers) Regulations, 2011.

GENERATED ON :03/01/2019

NSDL : 31/12/2018

CDSL :31/12/2018



Indoco Remedies Limited
Table III - Statement showing shareholding pattern of the Public shareholder

	Category & Name of the shareholders	PAN	Nos. of shareholders	No. of fully paid up equity shares held	Partly paid-up equity shares held	No. of shares underlying Depository Receipts	Total nos. shares held	Shareholding % calculated as per SCRR, 1957 As a % of (A+B+C2)	Number of Voting Rights held in each class of securities			No. of Shares Underlying Outstanding convertible securities (including Warrants)	Shareholding, as a % assuming full conversion of convertible securities (as a percentage of diluted share capital)	Number of Locked in shares		Number of Shares pledged or otherwise		Number of equity shares held in dematerialised form	
									No of Voting Rights					No. (a)	As a % of total Shares held(b)	No. (a)	As a % of total Shares held(b)		
									Class eg: X	Class eg: y	Total								Total as a % of (A+B+C)
	(I)	(II)	(III)	(IV)	(V)	(VI)	(VII) =	(VIII) As a %	(IX)			(X)	(XI)=	(XII)	(XIII)		(XIV)		
1	Institutions																		
(a)	Mutual Fund		6	11069706	0	0	11069706	12.01	11069706	0	11069706	12.01	0	12.01	0	0	NA	NA	11069706
	Reliance Capital Trustee Company Limited A/C Reliance Small Capital Fund	AAATR0090B	1	5983784	0	0	5983784	6.49	5983784	0	5983784	6.49	0	6.49	0	0	NA	NA	5983784
	Idfc Core Equity Fund	AAETS9556K	1	1828982	0	0	1828982	1.98	1828982	0	1828982	1.98	0	1.98	0	0	NA	NA	1828982
	HDFC Trustee Co. Ltd A/c Hdfc Capital Builder	AAATH1809A	1	1965420	0	0	1965420	2.13	1965420	0	1965420	2.13	0	2.13	0	0	NA	NA	1965420
	ICICI Prudential Pharma Healthcare & Diaganostic	AAAAI0038F	1	962368	0	0	962368	1.04	962368		962368	1.04	0	1.04	0	0	NA	NA	962368
(b)	Venture Capital Funds		0	0	0	0	0	0	0	0	0	0	0	0	0	0	NA	NA	0
(c)	Alternate Investment Funds		2	1864815	0	0	1864815	2.02	1864815	0	1864815	2.02	0	2.02	0	0	NA	NA	1864815
	Dsp Blackrock Aif Pharma Fund	AACTD4888R	1	1839926	0	0	1839926	2.00	1839926	0	1839926	2.00	0	2.00	0	0	NA	NA	1839926
(d)	Foreign Venture Capital Investors		0	0	0	0	0	0	0	0	0	0	0	0	0	0	NA	NA	0
(e)	Foreign Portfolio Investor		22	1951906	0	0	1951906	2.12	1951906	0	1951906	2.12	0	2.12	0	0	NA	NA	1951906
(f)	Financial Institutions / Banks		2	48712	0	0	48712	0.05	48712	0	48712	0.05	0	0.05	0	0	NA	NA	48712
(g)	Insurance Companies		0	0	0	0	0	0	0	0	0	0.00	0	0.00	0	0	NA	NA	0
(h)	Provident Funds/ Pension Funds		0	0	0	0	0	0	0	0	0	0.00	0	0.00	0	0	NA	NA	0
(i)	Any Other (Specify)		0	0	0	0	0	0	0	0	0	0.00	0	0.00	0	0	NA	NA	0
	Sub Total (B)(1)		32	14935139	0	0	14935139	16.21	14935139	0	14935139	16.21	0	0.00	0	0	NA	NA	14935139

2	Central Government/ State Government(s)/ President of India																		
	Sub Total (B)(2)	0	0	0	0	0	0	0	0	0	0	0	0	0	0	0	0	0	0
3	Non-Institutions																NA	NA	0
(a)	Individuals																		
	i. Individual shareholders holding nominal share capital up to Rs. 2 lakhs.	14362	8575917	0	0	8575917	9.31	8575917	0	8575917	9.31	0	9.31	0	0	NA	NA	7796959	
	ii. Individual shareholders holding nominal share capital in excess of Rs. 2 lakhs.	33	9069229	0	0	9069229	9.84	9069229	0	9069229	9.84	0	9.84	0	0	NA	NA	8464504	
	Ashish Agarwal	AABFE7233Q	1465781	0	0	1465781	1.59	1465781	0	1465781	1.59	0	1.59	0	0	NA	NA	1465781	
(b)	NBFCs registered with RBI	5	115118	0	0	115118	0.12	115118	0	115118	0.12	0	0.12	0	0	NA	NA	115118	
(c)	Employee Trusts	0	0	0	0	0	0	0	0	0	0	0	0	0	0	NA	NA	0	
(d)	Overseas Depositories(holding DRs) (balancing figure)	0	0	0	0	0	0	0	0	0	0	0	0	0	0	NA	NA	0	
(e)	Any Other (Specify)	1224	5241006	0	0	5241006	5.69	5241006	0	5241006	5.69	0	5.69	0	0	NA	NA	5241006	
	IEPF	1	56018	0	0	56018	0.06	56018	0	56018	0.06	0	0.06	0	0	NA	NA	56018	
	Hindu Undivided Family	485	644352	0	0	644352	0.70	644352	0	644352	0.70	0	0.70	0	0	NA	NA	644352	
	Non Resident Indians (Non Repat)	127	970702	0	0	970702	1.05	970702	0	970702	1.05	0	1.05	0	0	NA	NA	970702	
	Non Resident Indians (Repat)	277	196649	0	0	196649	0.21	196649	0	196649	0.21	0	0.21	0	0	NA	NA	196649	
	Clearing Member	78	369972	0	0	369972	0.40	369972	0	369972	0.40	0	0.40	0	0	NA	NA	369972	
	Bodies Corporate	256	3003313	0	0	3003313	3.26	3003313	0	3003313	3.26	0	3.26	0	0	NA	NA	3003313	
	Mangeshi Investment Private Limited	AABCM2811R	1	1167300	0	0	1167300	1.27	1167300	0	1167300	1.27	0	1.27	0	0	NA	1167300	
	Sub Total (B)(3)	15624	23001270	0	0	23001270	24.96	23001270	0	23001270	24.96	0	26.2571	0	0	NA	NA	21617587	
	Total Public Shareholding (B)= (B)(1)+(B)(2)+(B)(3)	15656	37936409	0	0	37936409	41.17	37936409	0	37936409	41.17	0	0.00	0	0	NA	NA	36552726	

Details of Shares which remain unclaimed may be given hear along with details such as number of shareholders, outstanding shares held in demat/unclaimed suspense account, voting rights which are frozen etc.

No. of shareholders	No. of Shares
0	0

Not

(1) PAN will not be displayed on website of Stock Exchange(s).

(2) The above format needs to disclose name of all holders holding more than 1% of total number of shares

(3) W.r.t. the information pertaining to Depository Receipts, the same may be disclosed in the respective columns to the extent information available and the balance to be disclosed as held by custodian.

GENERATED ON :03/01/2019

NSDL : 31/12/2018

CDSL :31/12/2018



Indoco Remedies Limited

Table IV - Statement showing shareholding pattern of the Non Promoter- Non Public shareholder

Category & Name of the shareholders (I)	PAN (II)	Nos. of shareholders (III)	No. of fully paid up equity shares held (IV)	Partly paid-up equity shares held (V)	No. of shares underlying Depository Receipts (VI)	Total nos. shares held (VII) =	Shareholding % calculated as per SCRR, 1957 As a % of (A+B+C2) (VIII) As a	Number of Voting Rights held in each class of securities				No. of Shares Underlying Outstanding convertible securities (including share Warrants) (X)	Shareholding, as a % assuming full conversion of convertible securities (as a percentage of diluted share capital) (XI)=	Number of Locked in shares (XII)		Number of Shares pledged or otherwise encumbered (XIII)		Number of equity shares held in dematerialised form (XIV)
								No of Voting Rights			Total as a % of (A+B+C)			No.	As a % of total Shares held(b)	No.	As a % of total Shares held(b)	
								Class eg: X	Class eg: y	Total								
1 Custodian/DR Holder		0	0	0	0	0	0	0	0	0	0	0	0	0	0	0	0	0
2 Employee Benefit Trust (under SEBI (Share based Employee Benefit) Regulations, 2014)		0	0	0	0	0	0	0	0	0	0	0	0	0	0	0	0	0
Total Non-Promoter- Non Public Shareholding (C) = (C)(1)+(C)(2)		0	0	0	0	0	0	0	0	0	0	0	0	0	0	0	0	0

N

(1) PAN would not be displayed on website of Stock Exchange(s).

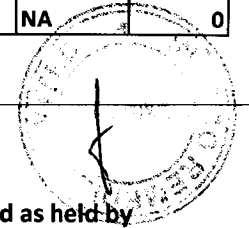
(2) The above format needs to disclose name of all holders holding more than 1% of total number of shares

(3) W.r.t. the information pertaining to Depository Receipts, the same may be disclosed in the respective columns to the extent information available and the balance to be disclosed as held by

GENERATED ON :03/01/2019

NSDL : 31/12/2018

CDSL :31/12/2018



Indoco Remedies Limited
Table IV - Statement showing shareholding pattern of the Non Promoter- Non Public shareholder

Category & Name of the shareholders	PAN	Nos. of shareholders	No. of fully paid up equity shares held	Partly paid-up equity shares held	No. of shares underlying Depository Receipts	Total nos. shares held	Shareholding % calculated as per SCRR, 1957 As a % of (A+B+C2)	Number of Voting Rights held in each class of securities			No. of Shares Underlying Outstanding convertible securities (including Warrants)	Shareholding, as a % assuming full conversion of convertible securities (as a percentage of diluted share capital)	Number of Locked in shares		Number of Shares pledged or otherwise encumbered		Number of equity shares held in dematerialised form	
								No of Voting Rights					Total as a % of (A+B+C)	No. (a)	As a % of total Shares held(b)	No. (a)		As a % of total Shares held(b)
								Class eg: X	Class eg: y	Total								
(I)	(II)	(III)	(IV)	(V)	(VI)	(VII) =	(VIII) As a	(IX)			(X)	(XI) =	(XII)		(XIII)		(XIV)	
1 Custodian/DR Holder		0	0	0	0	0	0	0	0	0	0	0	0	0	0	0	0	0
2 Employee Benefit Trust (under SEBI (Share based Employee Benefit) Regulations, 2014)		0	0	0	0	0	0	0	0	0	0	0	0	0	0	0	0	0
Total Non-Promoter- Non Public Shareholding (C)= (C)(1)+(C)(2)		0	0	0	0	0	0	0	0	0	0	0	0	0	0	0	0	0

N
(1) PAN would not be displayed on website of Stock Exchange(s).
(2) The above format needs to disclose name of all holders holding more than 1% of total number of shares
(3) W.r.t. the information pertaining to Depository Receipts, the same may be disclosed in the respective columns to the extent information available and the balance to be disclosed as held by

GENERATED ON :03/01/2019

NSDL : 31/12/2018

CDSL :31/12/2018

